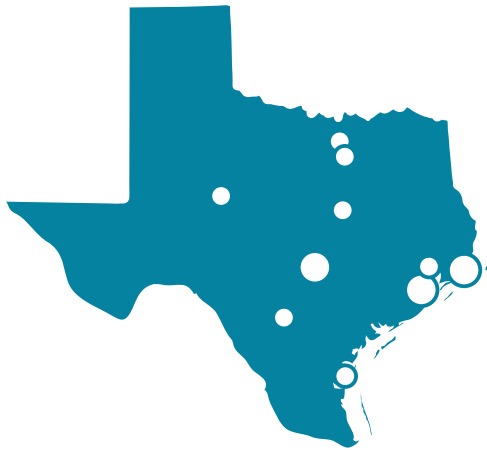




Texas & the European Union

The EU is an Important Trade & Investment Partner for Texas



This is a representative sample of EU investment in North Dakota where the size of each dot represents the number of EU companies in a given location



\$51.04 billion
exports from
Texas to EU



\$275.09 billion
EU investment in
Texas



197,199 US jobs
created from EU
trade



214,588 US jobs
created from EU
investment



\$1.86 billion
revenue from EU
visitors

Top 5 Exports from Texas to the EU

Goods		Agriculture		Services	
1. Oil and gas extraction	\$16.24 billion	1. Other plant products	\$105.49 million	1. Professional, scientific, and technical services	\$4.82 billion
2. Chemicals	\$3.49 billion	2. Oilseeds, excl. corn and soybeans	\$25.66 million	2. Travel	\$1.86 billion
3. Petroleum and coal products manufacturing	\$2.70 billion	3. Beef and veal	\$24.59 million	3. Information services	\$1.78 billion
4. Aerospace products	\$2.47 billion	4. Fruits and tree nuts	\$21.56 million	4. Royalties and licensing fees	\$1.55 billion
5. Rubber	\$2.05 billion	5. Hides and skins	\$14.54 million	5. Finance and insurance	\$1.46 billion

The US and the EU enjoy a **balanced trade relationship** to the benefit of us both.



This publication was produced by:
The Delegation of the European Union to the United States. Sources are available via <http://www.euintheustrade.org/methodology>

VISIT US: www.EUintheUStrade.org

FOLLOW US:
@EUintheUS

